

Teachers can share instructional materials, collect and grade assignments, and parents can get connected. You can find more information about how to use Schoology at <https://www.acpsd.net/Page/51761>.

1. Go to <https://acpsd.schoology.com/home>

OR

Go to Aiken County Website: www.acpsd.net

- click on Digital Resources/Portals

2. Scroll down and c

3. Type in your information:

Full email address (including @student.acpsd.net)

Email password

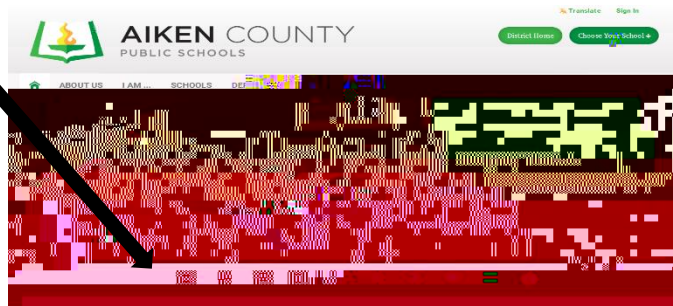
4. Click on Courses and choose the correct subject.


-


Clever is our district single sign on service. This means that when a student logs into Clever, they can then access any district provided

Office 365



1. Go to Aiken County Website: www.acpsd.net
 - click on  EMAIL



2. Type in your e-mail and password. Computer login information can be provided by teacher.
 - (computer login username)@student.acpsd.net
 - Same as your computer login
3. Click on  (tic-tac-toe)



_____ your documents/work to share with teacher and/or other students if needed.

4.   _____ ! _____ allows you to work online and saves automatically to your OneDrive.